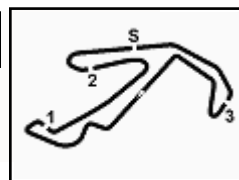




2.1



ACI Racing Weekend Misano, 4-5 Maggio 2024

TCR Italy - Classifica Prove Libere 2

Misano Circuit Sic 58 4.226 m

1 / 2

No.	Driver	Nat	Entrant	Team	Car	Class	Time	Gap	Rel.	Laps
1	87 PARK Junui	KOR	Solite Indigo Racing	Solite Indigo Racing	Hyundai Elantra N	TCR	1'40.897			6
2	9 POLONI Matteo	ITA	Poloni Matteo		Audi RS3 LMS	TCR	1'40.968	0.071	0.071	11
3	17 TAYLOR Nicolas	CAN	Best Lap	PMA Motorsport	Audi RS3 LMS	TCR	1'41.263	0.366	0.295	10
4	8 BALDAN Nicola	ITA	Aikoa Racing	Aikoa Racing	Audi RS3 LMS	TCR	1'41.296	0.399	0.033	9
5	76 LEY Alex	GBR	Target	Target	Hyundai Elantra N	TCR	1'41.306	0.409	0.010	8
6	97 PARK Junesung	KOR	Solite Indigo Racing	Solite Indigo Racing	Hyundai Elantra N	TCR	1'41.495	0.598	0.189	9
7	4 TAVANO Salvatore	ITA	Tavano Salvatore		Cupra Leon VZ	TCR	1'41.523	0.626	0.028	10
8	44 IMBERTI Michele	ITA	Kombat Motorsport		Hyundai Elantra N	TCR	1'41.638	0.741	0.115	12
9	12 COVINI Gabriele	ITA	BRC Racing Team		Hyundai Elantra N	TCR	1'42.048	1.151	0.410	11
10	64 LOSONCZY Levente	HUN	ALM Motorsport	ALM Motorsport	Honda Civic FL5	TCR	1'42.093	1.196	0.045	11
11	7 HWARANG Kim	KOR	Target	Target	Hyundai Elantra N	TCR	1'42.151	1.254	0.058	10
12	11 ROCCA Paolo	ITA	ALM Motorsport	ALM Motorsport	Honda Civic FL5	TCR	1'42.353	1.456	0.202	10
13	27 VOLT Ruben	EST	ALM Motorsport	ALM Motorsport	Honda Civic FL5	TCR	1'42.417	1.520	0.064	6
14	82 CIMENES Jacopo	ITA	MM Motorsport	MM Motorsport	Honda Civic FL5	TCR	1'42.458	1.561	0.041	13
15	38 BARBERI Filippo	ITA	Aikoa Racing	Aikoa Racing	Audi RS3 LMS	TCR	1'42.591	1.694	0.133	12
16	90 BABUIN Denis	ITA	Babuin Denis	Planet Motorsport	Audi RS3 LMS	TCR	1'42.666	1.769	0.075	14
17	81 REDUZZI Damiano	ITA	Reduzzi Damiano	Trico WRT	Hyundai Elantra N	TCR	1'42.758	1.861	0.092	12
18	72 PELATTI Sandro	ITA	Pelatti Sandro	PMA Motorsport	Audi RS3 LMS	TCR	1'43.170	2.273	0.412	12
19	91 MARTINEZ Luciano	ARG	Martinez Luciano	Pinetti Motorsport	Audi RS3 LMS	TCR	1'43.356	2.459	0.186	11
20	67 PELLEGRINI Marco	ITA	Pellegrini Marco	Pinetti Motorsport	Audi RS3 LMS	TCR	1'43.373	2.476	0.017	13
21	69 FOSSATI Tommaso	ITA	Fossati Tommaso	FOX Racing Team	Audi RS3 LMS	TCR	1'43.659	2.762	0.286	11
22	77 DANOVA Federico	ITA	MM Motorsport	MM Motorsport	Honda Civic FK7	TCR	1'43.739	2.842	0.080	13
23	3 GURRIERI Raffaele	ITA	Gurrieri Raffaele		Cupra Leon VZ	TCR	1'45.061	4.164	1.322	13
24	191 FRANCA Luca	ITA	Aikoa Racing	Aikoa Racing	Audi RS3 DSG	TCDS	1'45.111	4.214	0.050	11
25	184 LANCELLOTTI Mattia	ITA	Lancellotti Mattia		Cupra Leon	TCDS	1'45.457	4.560	0.346	4
26	195 ALESSI Pietro	ITA	Alessi Pietro	RC Motorsport	Audi RS3 DSG	TCDS	1'45.800	4.903	0.343	13
27	174 ALCIDI Alessandro	ITA	Alcidi Alessandro		Volkswagen Golf DSG	TCDS	1'45.886	4.989	0.086	9
28	111 ROCCADELLI Matteo	ITA	Roccadelli Matteo		Cupra Leon	TCDS	1'46.259	5.362	0.373	12
29	119 PALANTI Paolo	ITA	Aikoa Racing	Aikoa Racing	Audi RS3 DSG	TCDS	1'46.338	5.441	0.079	13
30	24 CITERA Antonio	AUT	RTM Motorsport	RTM Motorsport	Honda Civic FK7	TCR	1'46.561	5.664	0.223	12
31	123 ANTONELLO Fabio	ITA	Antonello Fabio	RC Motorsport	Cupra Leon	TCDS	1'46.637	5.740	0.076	14
32	139 VERDI Luca	ITA	Verdi Luca	Planet Motorsport	Audi RS3 DSG	TCDS	1'46.990	6.093	0.353	14
33	178 BERTON Alessandro	ITA	Berton Alessandro		Cupra Leon	TCDS	1'47.405	6.508	0.415	12
34	167 FAZIOLI Andrea	ITA	Fazioli Andrea	Brothers in Arms	Cupra Leon	TCDS	1'47.603	6.706	0.198	10
35	168 ARGENTI Andrea	ITA	Argenti Andrea	Brothers in Arms	Cupra Leon	TCDS	1'47.809	6.912	0.206	14
36	129 DAMANTE Emilio	ITA	Damante Emilio		Cupra Leon	TCDS	1'48.135	7.238	0.326	11
37	131 SILVESTRINI Paolo Maria	ITA	Silvestrini Paolo Maria	Progetto E20	Audi RS3 DSG	TCDS	1'48.398	7.501	0.263	12
38	102 FANTILLI Giorgio	ITA	Fantilli Giorgio		Cupra Leon	TCDS	1'48.532	7.635	0.134	14
39	105 BAGNOLI Fabio	ITA	Bagnoli Fabio		Volkswagen Golf DSG	TCDS	1'48.704	7.807	0.172	13
40	107 MARINO Angelo	ITA	Marino Angelo		Audi RS3 DSG	TCDS	1'48.757	7.860	0.053	11
41	185 LISI Alessandro	ITA	Lisi Alessandro		Cupra Leon	TCDS	1'49.293	8.396	0.536	5
42	5 BARBERINI Cosimo	ITA	Barberini Cosimo	NOS	Cupra Leon Competition	TCR				0

Humidity:	63%	AIR	17°C
Condition:	DRY	Track	28°C

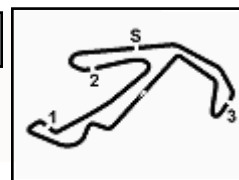
Clerk of the Course : Fabrizio Fondacci

Race Director : Gianluca Marotta

	Start	End
03/05/2024	13:20	13:51



Powered by FICr PERUGIA TIMING


ACI Racing Weekend Misano, 4-5 Maggio 2024
TCR Italy - Classifica Prove Libere 2

Misano Circuit Sic 58 4.226 m

2 / 2

Penalty and Infringement

13.25	178	A. BERTON	Time Deleted (1'52.442) - Exceeded Track Limits - Turn 13
13.28	9	M. POLONI	Time Deleted (1'42.921) - Exceeded Track Limits - Turn 8
13.28	67	M. PELLEGRINI	Time Deleted (2'13.364) - Exceeded Track Limits - Turn 16
13.28	67	M. PELLEGRINI	Time Deleted (1'42.892) - Exceeded Track Limits - Turn 16
13.28	102	G. FANTILLI	Time Deleted (1'48.446) - Exceeded Track Limits - Turn 8
13.29	81	D. REDUZZI	Time Deleted (1'44.305) - Exceeded Track Limits - Turn 8
13.29	139	L. VERDI	Time Deleted (1'46.879) - Exceeded Track Limits - Turn 16
13.29	139	L. VERDI	Time Deleted (1'46.178) - Exceeded Track Limits - Turn 16
13.29	81	D. REDUZZI	Time Deleted (2'06.061) - Exceeded Track Limits - Turn 16
13.30	4	S. TAVANO	Time Deleted (2'01.810) - Exceeded Track Limits - Turn 6
13.31	111	M. ROCCADELLI	Time Deleted (1'46.062) - Exceeded Track Limits - Turn 6
13.31	12	G. COVINI	Time Deleted (1'59.057) - Exceeded Track Limits - Turn 8
13.32	3	R. GURRIERI	Time Deleted (1'45.276) - Exceeded Track Limits - Turn 6
13.32	4	S. TAVANO	Time Deleted (1'55.195) - Exceeded Track Limits - Turn 8
13.34	167	A. FAZIOLI	Time Deleted (3'49.626) - Exceeded Track Limits - Turn 8
13.34	3	R. GURRIERI	Time Deleted (1'52.260) - Exceeded Track Limits - Turn 8
13.35	67	M. PELLEGRINI	Time Deleted (1'43.668) - Exceeded Track Limits - Turn 16
13.35	67	M. PELLEGRINI	Time Deleted (1'43.942) - Exceeded Track Limits - Turn 16
13.35	91	L. MARTINEZ	Time Deleted (1'43.237) - Exceeded Track Limits - Turn 8
13.35	174	A. ALCIDI	Time Deleted (1'45.224) - Exceeded Track Limits - Turn 6
13.36	3	R. GURRIERI	Time Deleted (2'03.162) - Exceeded Track Limits - Turn 8
13.36	67	M. PELLEGRINI	Time Deleted (1'51.456) - Exceeded Track Limits - Turn 16
13.37	91	L. MARTINEZ	Time Deleted (1'44.463) - Exceeded Track Limits - Turn 8
13.39	131	P. SILVESTRINI	Time Deleted (2'07.344) - Exceeded Track Limits - Turn 8
13.39	27	R. VOLT	Time Deleted (9'24.085) - Exceeded Track Limits - Turn 8
13.40	139	L. VERDI	Time Deleted (1'47.000) - Exceeded Track Limits - Turn 16
13.40	139	L. VERDI	Time Deleted (1'56.484) - Exceeded Track Limits - Turn 16
13.40	102	G. FANTILLI	Time Deleted (1'48.639) - Exceeded Track Limits - Turn 8
13.41	82	J. CIMENES	Time Deleted (1'53.955) - Exceeded Track Limits - Turn 6
13.42	87	J. PARK	Time Deleted (1'41.954) - Exceeded Track Limits - Turn 8
13.42	44	M. IMBERTI	Time Deleted (1'43.449) - Exceeded Track Limits - Turn 16
13.42	44	M. IMBERTI	Time Deleted (1'43.908) - Exceeded Track Limits - Turn 16
13.42	167	A. FAZIOLI	Time Deleted (1'48.397) - Exceeded Track Limits - Turn 16
13.42	167	A. FAZIOLI	Current Lap Deleted - Exceeded Track Limits - Turn 16
13.43	44	M. IMBERTI	Time Deleted (1'43.641) - Exceeded Track Limits - Turn 16
13.44	27	R. VOLT	Time Deleted (3'59.281) - Exceeded Track Limits - Turn 16
13.44	27	R. VOLT	Current Lap Deleted - Exceeded Track Limits - Turn 16
13.45	97	J. PARK	Time Deleted (1'43.577) - Exceeded Track Limits - Turn 8
13.45	168	A. ARGENTI	Time Deleted (1'48.079) - Exceeded Track Limits - Turn 8
13.45	77	F. DANOVA	Time Deleted (1'44.252) - Exceeded Track Limits - Turn 16
13.45	77	F. DANOVA	Time Deleted (1'43.039) - Exceeded Track Limits - Turn 16
13.46	111	M. ROCCADELLI	Time Deleted (1'45.957) - Exceeded Track Limits - Turn 16
13.46	111	M. ROCCADELLI	Time Deleted (1'48.152) - Exceeded Track Limits - Turn 16
13.47	81	D. REDUZZI	Time Deleted (1'43.245) - Exceeded Track Limits - Turn 8
13.47	9	M. POLONI	Time Deleted (1'42.258) - Exceeded Track Limits - Turn 6
13.49	9	M. POLONI	Current Lap Deleted - Exceeded Track Limits - Turn 8

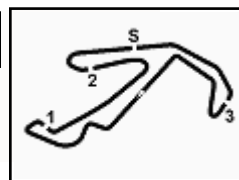
Fastest Laps Sequence

No.	Entrant	Nat	Team	Car	Local Time	Time	Gap	Avg
64	L. LOSONCZY	HUN	ALM Motorsport	Honda Civic FL5	13:24'20.170	1'46.474		142,886
64	L. LOSONCZY	HUN	ALM Motorsport	Honda Civic FL5	13:26'04.309	1'44.139	-2.335	146,089
81	D. REDUZZI	ITA	Trico WRT	Hyundai Elantra N	13:26'18.222	1'43.710	-0.429	146,694
27	R. VOLT	EST	ALM Motorsport	Honda Civic FL5	13:27'46.451	1'42.417	-1.293	148,546
87	J. PARK	KOR	Solite Indigo Racing	Hyundai Elantra N	13:27'53.922	1'40.897	-1.520	150,783

Clerk of the Course : Fabrizio Fondacci

Race Director : Gianluca Marotta

 Start 03/05/2024 13:20
 End 13:51



ACI Racing Weekend Misano, 4-5 Maggio 2024
TCR Italy - Classifica di Classe Prove Libere 2

Misano Circuit Sic 58 4.226 m

Classe TCR DSG

No. Driver	Nat	Entrant	Team	Car	Time	Gap	Rel. Laps	
1	191	FRANCA Luca	ITA Aikoa Racing	Aikoa Racing	Audi RS3 DSG	1'45.111		11
2	184	LANCELLOTTI Mattia	ITA Lancellotti Mattia		Cupra Leon	1'45.457	0.346	0.346 4
3	195	ALESSI Pietro	ITA Alessi Pietro	RC Motorsport	Audi RS3 DSG	1'45.800	0.689	0.343 13
4	174	ALCIDI Alessandro	ITA Alcidi Alessandro		Volkswagen Golf DSG	1'45.886	0.775	0.086 9
5	111	ROCCADELLI Matteo	ITA Roccadelli Matteo		Cupra Leon	1'46.259	1.148	0.373 12
6	119	PALANTI Paolo	ITA Aikoa Racing	Aikoa Racing	Audi RS3 DSG	1'46.338	1.227	0.079 13
7	123	ANTONELLO Fabio	ITA Antonello Fabio	RC Motorsport	Cupra Leon	1'46.637	1.526	0.299 14
8	139	VERDI Luca	ITA Verdi Luca	Planet Motorsport	Audi RS3 DSG	1'46.990	1.879	0.353 14
9	178	BERTON Alessandro	ITA Berton Alessandro		Cupra Leon	1'47.405	2.294	0.415 12
10	167	FAZIOLI Andrea	ITA Fazioli Andrea	Brothers in Arms	Cupra Leon	1'47.603	2.492	0.198 10
11	168	ARGENTI Andrea	ITA Argenti Andrea	Brothers in Arms	Cupra Leon	1'47.809	2.698	0.206 14
12	129	DAMANTE Emilio	ITA Damante Emilio		Cupra Leon	1'48.135	3.024	0.326 11
13	131	SILVESTRINI Paolo Maria	ITA Silvestrini Paolo Maria	Progetto E20	Audi RS3 DSG	1'48.398	3.287	0.263 12
14	102	FANTILLI Giorgio	ITA Fantilli Giorgio		Cupra Leon	1'48.532	3.421	0.134 14
15	105	BAGNOLI Fabio	ITA Bagnoli Fabio		Volkswagen Golf DSG	1'48.704	3.593	0.172 13
16	107	MARINO Angelo	ITA Marino Angelo		Audi RS3 DSG	1'48.757	3.646	0.053 11
17	185	LISI Alessandro	ITA Lisi Alessandro		Cupra Leon	1'49.293	4.182	0.536 5

Classe TCR

No. Driver	Nat	Entrant	Team	Car	Time	Gap	Rel. Laps	
1	87	PARK Junui	KOR Solite Indigo Racing	Solite Indigo Racing	Hyundai Elantra N	1'40.897		6
2	9	POLONI Matteo	ITA Poloni Matteo		Audi RS3 LMS	1'40.968		0.071 11
3	17	TAYLOR Nicolas	CAN Best Lap	PMA Motorsport	Audi RS3 LMS	1'41.263		0.295 10
4	8	BALDAN Nicola	ITA Aikoa Racing	Aikoa Racing	Audi RS3 LMS	1'41.296		0.033 9
5	76	LEY Alex	GBR Target	Target	Hyundai Elantra N	1'41.306		0.010 8
6	97	PARK Junesung	KOR Solite Indigo Racing	Solite Indigo Racing	Hyundai Elantra N	1'41.495		0.189 9
7	4	TAVANO Salvatore	ITA Tavano Salvatore		Cupra Leon VZ	1'41.523		0.028 10
8	44	IMBERTI Michele	ITA Kombat Motorsport		Hyundai Elantra N	1'41.638		0.115 12
9	12	COVINI Gabriele	ITA BRC Racing Team		Hyundai Elantra N	1'42.048		0.410 11
10	64	LOSONCZY Levente	HUN ALM Motorsport	ALM Motorsport	Honda Civic FL5	1'42.093		0.045 11
11	7	HWARANG Kim	KOR Target	Target	Hyundai Elantra N	1'42.151		0.058 10
12	11	ROCCA Paolo	ITA ALM Motorsport	ALM Motorsport	Honda Civic FL5	1'42.353		0.202 10
13	27	VOLT Ruben	EST ALM Motorsport	ALM Motorsport	Honda Civic FL5	1'42.417		0.064 6
14	82	CIMENES Jacopo	ITA MM Motorsport	MM Motorsport	Honda Civic FL5	1'42.458		0.041 13
15	38	BARBERI Filippo	ITA Aikoa Racing	Aikoa Racing	Audi RS3 LMS	1'42.591		0.133 12
16	90	BABUIN Denis	ITA Babuin Denis	Planet Motorsport	Audi RS3 LMS	1'42.666		0.075 14
17	81	REDUZZI Damiano	ITA Reduzzi Damiano	Trico WRT	Hyundai Elantra N	1'42.758		0.092 12
18	72	PELATTI Sandro	ITA Pelatti Sandro	PMA Motorsport	Audi RS3 LMS	1'43.170		0.412 12
19	91	MARTINEZ Luciano	ARG Martinez Luciano	Pinetti Motorsport	Audi RS3 LMS	1'43.356		0.186 11
20	67	PELLEGRINI Marco	ITA Pellegrini Marco	Pinetti Motorsport	Audi RS3 LMS	1'43.373		0.017 13
21	69	FOSSATI Tommaso	ITA Fossati Tommaso	FOX Racing Team	Audi RS3 LMS	1'43.659		0.286 11
22	77	DANOVA Federico	ITA MM Motorsport	MM Motorsport	Honda Civic FK7	1'43.739		0.080 13
23	3	GURRIERI Raffaele	ITA Gurrieri Raffaele		Cupra Leon VZ	1'45.061		1.322 13
24	24	CITERA Antonio	AUT RTM Motorsport	RTM Motorsport	Honda Civic FK7	1'46.561	1.450	1.500 12
25	5	BARBERINI Cosimo	ITA Barberini Cosimo	NOS	Cupra Leon Competition			0

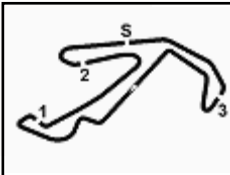
Humidity:	63%	AIR	17°C
Condition:	DRY	Track	28°C

Clerk of the Course : Fabrizio Fondacci

Race Director : Gianluca Marotta

	Start	End
03/05/2024	13:20	13:51





ACI Racing Weekend Misano, 4-5 Maggio 2024

TCR Italy - Best Sectors & Speed Prove Libere 2

Misano Circuit Sic 58 4.226 m

1 / 2

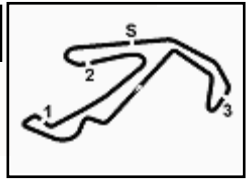
BEST LAP

1	87 PARK Junui	Hvundai Elantra N	1'40.897
2	9 POLONI Matteo	Audi RS3 LMS	1'40.968
3	17 TAYLOR Nicolas	Audi RS3 LMS	1'41.263
4	8 BALDAN Nicola	Audi RS3 LMS	1'41.296
5	76 LEY Alex	Hvundai Elantra N	1'41.306
6	97 PARK Junesung	Hvundai Elantra N	1'41.495
7	4 TAVANO Salvatore	Cupra Leon VZ	1'41.523
8	44 IMBERTI Michele	Hvundai Elantra N	1'41.638
9	12 COVINI Gabriele	Hvundai Elantra N	1'42.048
10	64 LOSONCZY Levente	Honda Civic FL5	1'42.093
11	7 HWARANG Kim	Hvundai Elantra N	1'42.151
12	11 ROCCA Paolo	Honda Civic FL5	1'42.353
13	27 VOLT Ruben	Honda Civic FL5	1'42.417
14	82 CIMENES Jacopo	Honda Civic FL5	1'42.458
15	38 BARBERI Filippo	Audi RS3 LMS	1'42.591
16	90 BABUIN Denis	Audi RS3 LMS	1'42.666
17	81 REDUZZI Damiano	Hvundai Elantra N	1'42.758
18	72 PELATTI Sandro	Audi RS3 LMS	1'43.170
19	91 MARTINEZ Luciano	Audi RS3 LMS	1'43.356
20	67 PELLEGRINI Marco	Audi RS3 LMS	1'43.373
21	69 FOSSATI Tommaso	Audi RS3 LMS	1'43.659
22	77 DANOVA Federico	Honda Civic FK7	1'43.739
23	3 GURRIERI Raffaele	Cupra Leon VZ	1'45.061
24	191 FRANCA Luca	Audi RS3 DSG	1'45.111
25	184 LANCELLOTTI Mattia	Cupra Leon	1'45.457
26	195 ALESSI Pietro	Audi RS3 DSG	1'45.800
27	174 ALCIDI Alessandro	Volkswagen Golf DSG	1'45.886
28	111 ROCCADELLI Matteo	Cupra Leon	1'46.259
29	119 PALANTI Paolo	Audi RS3 DSG	1'46.338
30	24 CITERA Antonio	Honda Civic FK7	1'46.561
31	123 ANTONELLO Fabio	Cupra Leon	1'46.637
32	139 VERDI Luca	Audi RS3 DSG	1'46.990
33	178 BERTON Alessandro	Cupra Leon	1'47.405
34	167 FAZIOLI Andrea	Cupra Leon	1'47.603
35	168 ARGENTI Andrea	Cupra Leon	1'47.809
36	129 DAMANTE Emilio	Cupra Leon	1'48.135
37	131 SILVESTRINI Paolo Maria	Audi RS3 DSG	1'48.398
38	102 FANTILLI Giorgio	Cupra Leon	1'48.532
39	105 BAGNOLI Fabio	Volkswagen Golf DSG	1'48.704
40	107 MARINO Angelo	Audi RS3 DSG	1'48.757
41	185 LISI Alessandro	Cupra Leon	1'49.293
42	5 BARBERINI Cosimo	Cupra Leon Competition	

SPEED

1	9 POLONI Matteo	Audi RS3 LMS	208,5
2	38 BARBERI Filippo	Audi RS3 LMS	202,6
3	11 ROCCA Paolo	Honda Civic FL5	201,5
4	4 TAVANO Salvatore	Cupra Leon VZ	200,7
5	8 BALDAN Nicola	Audi RS3 LMS	200,7
6	72 PELATTI Sandro	Audi RS3 LMS	200,7
7	17 TAYLOR Nicolas	Audi RS3 LMS	200,4
8	90 BABUIN Denis	Audi RS3 LMS	200,4
9	82 CIMENES Jacopo	Honda Civic FL5	200,0
10	67 PELLEGRINI Marco	Audi RS3 LMS	200,0
11	27 VOLT Ruben	Honda Civic FL5	200,0
12	3 GURRIERI Raffaele	Cupra Leon VZ	200,0
13	69 FOSSATI Tommaso	Audi RS3 LMS	199,6
14	91 MARTINEZ Luciano	Audi RS3 LMS	199,6
15	12 COVINI Gabriele	Hvundai Elantra N	199,6
16	87 PARK Junui	Hvundai Elantra N	199,3
17	97 PARK Junesung	Hvundai Elantra N	199,3
18	76 LEY Alex	Hvundai Elantra N	198,5
19	64 LOSONCZY Levente	Honda Civic FL5	198,5
20	81 REDUZZI Damiano	Hvundai Elantra N	198,5
21	102 FANTILLI Giorgio	Cupra Leon	198,2
22	44 IMBERTI Michele	Hvundai Elantra N	198,2
23	24 CITERA Antonio	Honda Civic FK7	197,8
24	7 HWARANG Kim	Hvundai Elantra N	197,1
25	77 DANOVA Federico	Honda Civic FK7	196,0
26	111 ROCCADELLI Matteo	Cupra Leon	194,9
27	195 ALESSI Pietro	Audi RS3 DSG	193,2
28	107 MARINO Angelo	Audi RS3 DSG	192,9
29	168 ARGENTI Andrea	Cupra Leon	192,9
30	174 ALCIDI Alessandro	Volkswagen Golf DSG	192,9
31	191 FRANCA Luca	Audi RS3 DSG	192,5
32	129 DAMANTE Emilio	Cupra Leon	192,5
33	167 FAZIOLI Andrea	Cupra Leon	192,5
34	185 LISI Alessandro	Cupra Leon	191,8
35	139 VERDI Luca	Audi RS3 DSG	191,8
36	123 ANTONELLO Fabio	Cupra Leon	191,8
37	119 PALANTI Paolo	Audi RS3 DSG	191,8
38	131 SILVESTRINI Paolo Maria	Audi RS3 DSG	191,2
39	184 LANCELLOTTI Mattia	Cupra Leon	190,5
40	105 BAGNOLI Fabio	Volkswagen Golf DSG	187,5
41	178 BERTON Alessandro	Cupra Leon	126,2





ACI Racing Weekend Misano, 4-5 Maggio 2024

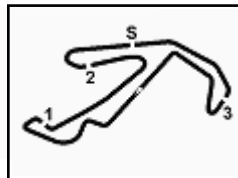
TCR Italy - Best Sectors & Speed Prove Libere 2

Misano Circuit Sic 58 4.226 m

2 / 2

SEG. 1			SEG. 2			SEG. 3			SEG. 4						
1	87	PARK Junui	26.128	1	9	POLONI Matteo	23.866	1	9	POLONI Matteo	28.034	1	97	PARK Junesung	22.285
2	76	LEY Alex	26.261	2	87	PARK Junui	23.942	2	17	TAYLOR Nicolas	28.202	2	8	BALDAN Nicola	22.345
3	97	PARK Junesung	26.380	3	97	PARK Junesung	24.024	3	87	PARK Junui	28.272	3	44	IMBERTI Michele	22.347
4	4	TAVANO Salvatore	26.381	4	4	TAVANO Salvatore	24.071	4	8	BALDAN Nicola	28.388	4	11	ROCCA Paolo	22.351
5	7	HWARANG Kim	26.386	5	44	IMBERTI Michele	24.112	5	76	LEY Alex	28.479	5	4	TAVANO Salvatore	22.381
6	8	BALDAN Nicola	26.401	6	8	BALDAN Nicola	24.120	6	27	VOLT Ruben	28.482	6	76	LEY Alex	22.387
7	17	TAYLOR Nicolas	26.480	7	17	TAYLOR Nicolas	24.138	7	97	PARK Junesung	28.502	7	9	POLONI Matteo	22.405
8	44	IMBERTI Michele	26.523	8	76	LEY Alex	24.152	8	4	TAVANO Salvatore	28.515	8	64	LOSONCZY Levente	22.407
9	12	COVINI Gabriele	26.547	9	11	ROCCA Paolo	24.194	9	38	BARBERI Filippo	28.543	9	87	PARK Junui	22.425
10	64	LOSONCZY Levente	26.573	10	64	LOSONCZY Levente	24.249	10	44	IMBERTI Michele	28.555	10	17	TAYLOR Nicolas	22.443
11	9	POLONI Matteo	26.582	11	81	REDUZZI Damiano	24.261	11	11	ROCCA Paolo	28.584	11	12	COVINI Gabriele	22.477
12	11	ROCCA Paolo	26.616	12	90	BABUIN Denis	24.263	12	82	CIMENES Jacopo	28.632	12	82	CIMENES Jacopo	22.501
13	82	CIMENES Jacopo	26.705	13	12	COVINI Gabriele	24.305	13	12	COVINI Gabriele	28.646	13	7	HWARANG Kim	22.505
14	90	BABUIN Denis	26.708	14	3	GURRIERI Raffaele	24.365	14	64	LOSONCZY Levente	28.704	14	27	VOLT Ruben	22.659
15	27	VOLT Ruben	26.770	15	91	MARTINEZ Luciano	24.365	15	90	BABUIN Denis	28.755	15	38	BARBERI Filippo	22.670
16	91	MARTINEZ Luciano	26.780	16	72	PELATTI Sandro	24.365	16	81	REDUZZI Damiano	28.790	16	81	REDUZZI Damiano	22.727
17	72	PELATTI Sandro	26.816	17	82	CIMENES Jacopo	24.393	17	67	PELLEGRINI Marco	28.802	17	77	DANOVA Federico	22.777
18	67	PELLEGRINI Marco	26.825	18	67	PELLEGRINI Marco	24.404	18	7	HWARANG Kim	28.806	18	72	PELATTI Sandro	22.795
19	81	REDUZZI Damiano	26.855	19	38	BARBERI Filippo	24.407	19	69	FOSSATI Tommaso	28.834	19	90	BABUIN Denis	22.940
20	38	BARBERI Filippo	26.917	20	7	HWARANG Kim	24.408	20	72	PELATTI Sandro	28.929	20	69	FOSSATI Tommaso	22.983
21	69	FOSSATI Tommaso	26.926	21	27	VOLT Ruben	24.456	21	91	MARTINEZ Luciano	29.026	21	67	PELLEGRINI Marco	23.080
22	77	DANOVA Federico	26.973	22	77	DANOVA Federico	24.526	22	77	DANOVA Federico	29.060	22	184	LANCELOTTI Mattia	23.196
23	191	FRANCA Luca	27.284	23	69	FOSSATI Tommaso	24.548	23	3	GURRIERI Raffaele	29.201	23	174	ALCIDI Alessandro	23.240
24	3	GURRIERI Raffaele	27.342	24	24	CITERA Antonio	24.903	24	191	FRANCA Luca	29.330	24	119	PALANTI Paolo	23.245
25	184	LANCELOTTI Mattia	27.472	25	174	ALCIDI Alessandro	25.028	25	184	LANCELOTTI Mattia	29.588	25	195	ALESSI Pietro	23.257
26	174	ALCIDI Alessandro	27.481	26	111	ROCCADELLI Matteo	25.051	26	111	ROCCADELLI Matteo	29.608	26	91	MARTINEZ Luciano	23.274
27	195	ALESSI Pietro	27.490	27	191	FRANCA Luca	25.067	27	24	CITERA Antonio	29.608	27	123	ANTONELLO Fabio	23.295
28	139	VERDI Luca	27.584	28	123	ANTONELLO Fabio	25.109	28	174	ALCIDI Alessandro	29.614	28	191	FRANCA Luca	23.306
29	123	ANTONELLO Fabio	27.593	29	119	PALANTI Paolo	25.117	29	139	VERDI Luca	29.680	29	139	VERDI Luca	23.385
30	111	ROCCADELLI Matteo	27.608	30	195	ALESSI Pietro	25.156	30	119	PALANTI Paolo	29.737	30	111	ROCCADELLI Matteo	23.448
31	119	PALANTI Paolo	27.778	31	184	LANCELOTTI Mattia	25.201	31	195	ALESSI Pietro	29.738	31	3	GURRIERI Raffaele	23.460
32	24	CITERA Antonio	27.900	32	139	VERDI Luca	25.346	32	168	ARGENTI Andrea	29.835	32	178	BERTON Alessandro	23.519
33	178	BERTON Alessandro	27.952	33	167	FAZIOLI Andrea	25.367	33	123	ANTONELLO Fabio	30.011	33	167	FAZIOLI Andrea	23.556
34	168	ARGENTI Andrea	27.973	34	178	BERTON Alessandro	25.395	34	178	BERTON Alessandro	30.109	34	24	CITERA Antonio	23.556
35	129	DAMANTE Emilio	28.116	35	168	ARGENTI Andrea	25.420	35	167	FAZIOLI Andrea	30.114	35	168	ARGENTI Andrea	23.665
36	167	FAZIOLI Andrea	28.145	36	102	FANTILLI Giorgio	25.579	36	129	DAMANTE Emilio	30.213	36	129	DAMANTE Emilio	23.695
37	102	FANTILLI Giorgio	28.151	37	107	MARINO Angelo	25.579	37	131	SILVESTRINI Paolo Maria	30.251	37	107	MARINO Angelo	23.725
38	105	BAGNOLI Fabio	28.330	38	129	DAMANTE Emilio	25.604	38	107	MARINO Angelo	30.324	38	131	SILVESTRINI Paolo Maria	23.750
39	131	SILVESTRINI Paolo Maria	28.353	39	131	SILVESTRINI Paolo Maria	25.644	39	105	BAGNOLI Fabio	30.378	39	105	BAGNOLI Fabio	23.908
40	107	MARINO Angelo	28.647	40	185	LISI Alessandro	25.700	40	102	FANTILLI Giorgio	30.395	40	102	FANTILLI Giorgio	23.964
41	185	LISI Alessandro	28.733	41	105	BAGNOLI Fabio	25.763	41	185	LISI Alessandro	30.553	41	185	LISI Alessandro	24.307





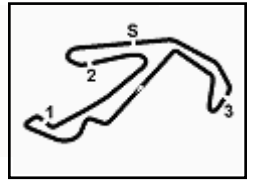
ACI Racing Weekend Misano, 4-5 Maggio 2024

TCR Italy - Ideal Time Prove Libere 2

 Misano Circuit Sic 58 4.226 m
1 / 2

No. Driver	Car	Seg. 1 Diff. 1	Seg. 2 Diff. 2	Seg. 3 Diff. 3	Seg. 4 Diff. 4	Ideal Time		
						Best Lap	Pos.	Diff.
1 87 PARK J. (KOR)	Hyundai Elantra N	26.128 +0.060	23.942	28.272 +0.070	22.425	1'40.767 1'40.897	1	0.130
2 9 POLONI M. (ITA)	Audi RS3 LMS	26.582	23.866 +0.081	28.034	22.405	1'40.887 1'40.968	2	0.081
3 97 PARK J. (KOR)	Hyundai Elantra N	26.380 +0.176	24.024	28.502	22.285 +0.128	1'41.191 1'41.495	6	0.304
4 8 BALDAN N. (ITA)	Audi RS3 LMS	26.401	24.120 +0.018	28.388 +0.024	22.345	1'41.254 1'41.296	4	0.042
5 17 TAYLOR N. (CAN)	Audi RS3 LMS	26.480	24.138	28.202	22.443	1'41.263 1'41.263	3	
6 76 LEY A. (GBR)	Hyundai Elantra N	26.261	24.152 +0.027	28.479	22.387	1'41.279 1'41.306	5	0.027
7 4 TAVANO S. (ITA)	Cupra Leon VZ	26.381	24.071 +0.145	28.515 +0.030	22.381	1'41.348 1'41.523	7	0.175
8 44 IMBERTI M. (ITA)	Hyundai Elantra N	26.523 +0.101	24.112	28.555	22.347	1'41.537 1'41.638	8	0.101
9 11 ROCCA P. (ITA)	Honda Civic FL5	26.616 +0.188	24.194	28.584 +0.145	22.351 +0.275	1'41.745 1'42.353	12	0.608
10 64 LOSONCZY L. (HUN)	Honda Civic FL5	26.573 +0.160	24.249	28.704	22.407	1'41.933 1'42.093	10	0.160
11 12 COVINI G. (ITA)	Hyundai Elantra N	26.547 +0.022	24.305	28.646 +0.041	22.477 +0.010	1'41.975 1'42.048	9	0.073
12 7 HWARANG K. (KOR)	Hyundai Elantra N	26.386	24.408 +0.006	28.806 +0.040	22.505	1'42.105 1'42.151	11	0.046
13 82 CIMENES J. (ITA)	Honda Civic FL5	26.705	24.393 +0.002	28.632	22.501 +0.225	1'42.231 1'42.458	14	0.227
14 27 VOLT R. (EST)	Honda Civic FL5	26.770 +0.050	24.456	28.482	22.659	1'42.367 1'42.417	13	0.050
15 38 BARBERI F. (ITA)	Audi RS3 LMS	26.917	24.407 +0.010	28.543	22.670 +0.044	1'42.537 1'42.591	15	0.054
16 81 REDUZZI D. (ITA)	Hyundai Elantra N	26.855 +0.125	24.261	28.790	22.727	1'42.633 1'42.758	17	0.125
17 90 BABUIN D. (ITA)	Audi RS3 LMS	26.708	24.263	28.755	22.940	1'42.666 1'42.666	16	
18 72 PELATTI S. (ITA)	Audi RS3 LMS	26.816	24.365	28.929 +0.265	22.795	1'42.905 1'43.170	18	0.265
19 67 PELLEGRINI M. (ITA)	Audi RS3 LMS	26.825 +0.112	24.404 +0.083	28.802	23.080 +0.067	1'43.111 1'43.373	20	0.262
20 69 FOSSATI T. (ITA)	Audi RS3 LMS	26.926	24.548 +0.207	28.834	22.983 +0.161	1'43.291 1'43.659	21	0.368
21 77 DANOVA F. (ITA)	Honda Civic FK7	26.973 +0.085	24.526 +0.274	29.060	22.777 +0.044	1'43.336 1'43.739	22	0.403
22 3 GURRIERI R. (ITA)	Cupra Leon VZ	27.342 +0.098	24.365 +0.202	29.201 +0.393	23.460	1'44.368 1'45.061	23	0.693
23 191 FRANCA L. (ITA)	Audi RS3 DSG	27.284 +0.118	25.067	29.330	23.306 +0.006	1'44.987 1'45.111	24	0.124
24 174 ALCIDI A. (ITA)	Volkswagen Golf DSG	27.481 +0.237	25.028 +0.137	29.614 +0.149	23.240	1'45.363 1'45.886	27	0.523
25 184 LANCELLOTTI M. (ITA)	Cupra Leon	27.472	25.201	29.588	23.196	1'45.457 1'45.457	25	
26 195 ALESSI P. (ITA)	Audi RS3 DSG	27.490 +0.008	25.156	29.738 +0.151	23.257	1'45.641 1'45.800	26	0.159
27 111 ROCCADELLI M. (ITA)	Cupra Leon	27.608 +0.190	25.051	29.608 +0.349	23.448 +0.005	1'45.715 1'46.259	28	0.544
28 119 PALANTI P. (ITA)	Audi RS3 DSG	27.778 +0.219	25.117 +0.005	29.737 +0.237	23.245	1'45.877 1'46.338	29	0.461
29 24 CITERA A. (AUT)	Honda Civic FK7	27.900	24.903 +0.099	29.608 +0.280	23.556 +0.215	1'45.967 1'46.561	30	0.594
30 139 VERDI L. (ITA)	Audi RS3 DSG	27.584 +0.320	25.346 +0.084	29.680 +0.201	23.385 +0.390	1'45.995 1'46.990	32	0.995
31 123 ANTONELLO F. (ITA)	Cupra Leon	27.593	25.109 +0.075	30.011	23.295 +0.554	1'46.008 1'46.637	31	0.629
32 168 ARGENTI A. (ITA)	Cupra Leon	27.973 +0.250	25.420	29.835 +0.534	23.665 +0.132	1'46.893 1'47.809	35	0.916
33 178 BERTON A. (ITA)	Cupra Leon	27.952 +0.195	25.395 +0.003	30.109 +0.232	23.519	1'46.975 1'47.405	33	0.430

03/05/2024



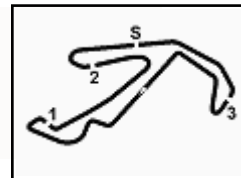
ACI Racing Weekend Misano, 4-5 Maggio 2024

TCR Italy - Ideal Time Prove Libere 2

Misano Circuit Sic 58 4.226 m
2 / 2

No. Driver	Car	Seg. 1	Seg. 2	Seg. 3	Seg. 4	Ideal Time		
		Diff. 1	Diff. 2	Diff. 3	Diff. 4	Best Lap	Pos.	Diff.
34 167 FAZIOLI A. (ITA)	Cupra Leon	28.145 +0.050	25.367 +0.322	30.114 +0.049	23.556	1'47.182 1'47.603	34	0.421
35 129 DAMANTE E. (ITA)	Cupra Leon	28.116	25.604	30.213 +0.507	23.695	1'47.628 1'48.135	36	0.507
36 131 SILVESTRINI P. (ITA)	Audi RS3 DSG	28.353 +0.330	25.644 +0.043	30.251 +0.027	23.750	1'47.998 1'48.398	37	0.400
37 102 FANTILLI G. (ITA)	Cupra Leon	28.151 +0.401	25.579	30.395 +0.042	23.964	1'48.089 1'48.532	38	0.443
38 107 MARINO A. (ITA)	Audi RS3 DSG	28.647	25.579	30.324 +0.201	23.725 +0.281	1'48.275 1'48.757	40	0.482
39 105 BAGNOLI F. (ITA)	Volkswagen Golf DSG	28.330 +0.147	25.763	30.378	23.908 +0.178	1'48.379 1'48.704	39	0.325
40 185 LISI A. (ITA)	Cupra Leon	28.733	25.700	30.553	24.307	1'49.293 1'49.293	41	
5 BARBERINI C. (ITA)	Cupra Leon Competition							
91 MARTINEZ L. (ARG)	Audi RS3 LMS		Missing Sector					1'43.356
Overall Ideal Time		26.128	23.866	28.034	22.285	1'40.313		





ACI Racing Weekend Misano, 4-5 Maggio 2024

TCR Italy - Analisi Tempi Prove Libere 2

Misano Circuit Sic 58 4.226 m

1 / 6

3 R. GURRIERI (1'45.061)							
Lap	Seg.1	Seg.2	Seg.3	Seg.4	Lap Time	km/h	Local Time
1		28.224	37.160	27.161		172,2	
2	30.617	26.945	33.048	49.852	2'20.462P	177,0	13:25'08.013
3	3'06.351	25.638	29.816	23.461	4'25.266P	195,3	13:29'33.279
4	27.554	24.365	29.772	41.010	2'02.701	198,9	13:31'35.980
5	27.342	25.223	29.292	23.419	1'45.276C	198,9	13:33'21.256
6	32.164	27.299	29.595	23.202	1'52.260C	199,6	13:35'13.516
7	27.612	25.444	30.652	39.454	2'03.162CP	198,9	13:37'16.678
8	1'57.810	27.967	35.902	24.014	3'25.693P	158,4	13:40'42.371
9	27.457	24.727	29.201	23.717	1'45.102	200,0	13:42'27.473
10	29.420	29.267	29.583	23.475	1'51.745	197,8	13:44'19.218
11	27.440	24.567	29.594	23.460	1'45.061	198,2	13:46'04.279
12	27.577	24.646	29.541	23.825	1'45.589	197,8	13:47'49.868
13	27.782	24.751	29.512	23.774	1'45.819	199,3	13:49'35.687
14	28.896	26.266	30.051	24.943	1'50.156	198,9	13:51'25.843

1		40.632	44.021	27.100		112,9	
2	32.352	27.780	29.569	23.096	1'52.797	192,2	13:25'05.996
3	26.870	24.433	29.176	24.403	1'44.882	205,7	13:26'50.878
4	27.058	24.101	28.961	22.801	1'42.921C	200,0	13:28'33.799
5	26.920	24.418	28.519	22.828	1'42.685	203,4	13:30'16.484
6	27.101	24.535	28.478	35.281	1'55.395P	203,8	13:32'11.879
7	3'00.300	27.552	38.179	26.563	4'32.594P	94,6	13:36'44.473
8	26.582	23.947	28.034	22.405	1'40.968	208,5	13:38'25.441
9	27.811	25.834	30.286	35.550	1'59.481P	196,0	13:40'24.922
10	3'07.700	24.760	29.083	24.485	4'26.028P	204,2	13:44'50.950
11	26.915	23.866	28.283	22.599	1'41.663	204,2	13:46'32.613
12	26.870	24.094	28.418	22.876	1'42.258C	202,6	13:48'14.871
13	27.057	24.483	28.750			204,2	

4 S. TAVANO (1'41.523)							
Lap	Seg.1	Seg.2	Seg.3	Seg.4	Lap Time	km/h	Local Time
1		29.058	35.301	25.985		193,2	
2	29.491	27.194	30.390	36.185	2'03.260P	195,7	13:24'45.817
3	3'26.135	26.340	29.497	23.983	4'45.955P	194,6	13:29'31.772
4	26.721	24.240	30.356	40.493	2'01.810C	200,0	13:31'33.582
5	26.839	24.238	28.844	35.274	1'55.195C	200,7	13:33'28.777
6	26.905	24.071	28.661	22.678	1'42.315	200,0	13:35'11.092
7	26.960	24.218	28.515	22.874	1'42.567	200,0	13:36'53.659
8	27.092	24.276	31.530	4'41.677	6'04.575P	193,5	13:42'58.234
9	1'15.092	25.506	31.016	23.611	2'35.225P	171,7	13:45'33.459
10	26.400	24.107	28.616	22.550	1'41.673	199,6	13:47'15.132
11	26.381	24.216	28.545	22.381	1'41.523	200,0	13:48'56.655
12	26.726	24.165	29.778			200,4	

11 P. ROCCA (1'42.353)							
Lap	Seg.1	Seg.2	Seg.3	Seg.4	Lap Time	km/h	Local Time
1		28.579	35.668	25.883		181,8	
2	29.796	26.472	31.991	39.117	2'07.376P	184,9	13:24'57.384
3	2'08.011	27.099	30.957	23.876	3'29.943P	192,9	13:28'27.327
4	26.751	24.310	28.893	22.623	1'42.577	197,8	13:30'09.904
5	26.616	24.452	28.991	22.649	1'42.708	199,3	13:31'52.612
6	26.945	24.722	28.867	36.517	1'57.051P	198,5	13:33'49.663
7	7'18.844	24.860	28.725	22.351	8'34.780P	201,5	13:42'24.443
8	27.472	24.522	28.584	22.599	1'43.177	199,6	13:44'07.620
9	26.804	24.194	28.729	22.626	1'42.353	199,6	13:45'49.973
10	27.453	28.106	35.261	27.039	1'57.859	181,5	13:47'47.832
11	26.976	24.355	28.918	38.240	1'58.489P	198,9	13:49'46.321

7 K. HWARANG (1'42.151)							
Lap	Seg.1	Seg.2	Seg.3	Seg.4	Lap Time	km/h	Local Time
1		32.605	36.694	44.119		148,4	
2	2'52.943	29.128	31.860	37.341	4'31.272P	193,5	13:27'22.200
3	2'40.671	27.705	31.534	24.136	4'04.046P	193,9	13:31'26.246
4	27.842	25.385	29.640	22.542	1'45.409	195,7	13:33'11.655
5	26.386	24.414	28.846	22.505	1'42.151	196,7	13:34'53.806
6	26.664	24.526	29.071	34.649	1'54.910P	195,7	13:36'48.716
7	2'20.953	29.052	32.447	24.357	3'46.809P	164,9	13:40'35.525
8	26.975	25.728	30.046	22.661	1'45.410	190,5	13:42'20.935
9	26.610	24.408	28.806	22.728	1'42.552	197,1	13:44'03.487
10	31.819	26.680	29.984	22.680	1'51.163	195,7	13:45'54.650
11	27.045	24.653	29.311	37.765	1'58.774P	196,7	13:47'53.424

12 G. COVINI (1'42.048)							
Lap	Seg.1	Seg.2	Seg.3	Seg.4	Lap Time	km/h	Local Time
1		28.722	37.457	41.151		174,2	
2	2'58.929	25.616	29.465	22.978	4'16.988P	197,4	13:27'13.044
3	28.776	26.716	29.006	22.883	1'47.381	197,4	13:29'00.425
4	27.052	24.467	29.474	23.166	1'44.159	197,8	13:30'44.584
5	27.540	24.507	29.371	37.639	1'59.057CP	198,2	13:32'43.641
6	3'04.064	24.596	28.942	22.477	4'20.079P	197,4	13:37'03.720
7	26.569	24.305	28.687	22.487	1'42.048	197,8	13:38'45.768
8	27.503	24.350	28.646	37.714	1'58.213P	198,5	13:40'43.981
9	2'14.009	25.656	28.836	23.531	3'32.032P	199,6	13:44'16.013
10	26.547	24.600	28.763	22.560	1'42.470	197,8	13:45'58.483
11	26.808	24.405	29.060	23.365	1'43.638	198,5	13:47'42.121
12	27.451	24.722	28.830	22.787	1'43.790	198,5	13:49'25.911
13	26.963	24.779	29.186			197,8	

8 N. BALDAN (1'41.296)							
Lap	Seg.1	Seg.2	Seg.3	Seg.4	Lap Time	km/h	Local Time
1		40.154	44.600	29.072		133,5	
2	36.162	33.171	35.480	29.371	2'14.184	198,2	13:24'57.314
3	30.304	26.387	33.304	40.908	2'10.903P	190,5	13:27'08.217
4	2'00.772	27.157	30.563	23.655	3'22.147P	195,7	13:30'30.364
5	26.634	24.120	28.610	22.706	1'42.070	200,4	13:32'12.434
6	26.673	24.510	28.679	22.736	1'42.598	200,7	13:33'55.032
7	26.927	24.293	32.702	39.511	2'03.433P	183,1	13:35'58.465
8	7'30.221	29.401	32.262	25.220	8'57.104P	195,7	13:44'55.569
9	26.401	24.138	28.412	22.345	1'41.296	200,4	13:46'36.865
10	26.456	24.243	28.388	22.578	1'41.665	200,0	13:48'18.530
11	26.714	24.924	29.872			198,9	

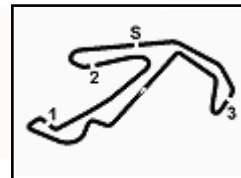
17 N. TAYLOR (1'41.263)							
Lap	Seg.1	Seg.2	Seg.3	Seg.4	Lap Time	km/h	Local Time
1		33.472	36.074	42.899		164,9	
2	2'37.490	25.552	32.717	24.331	4'00.090P	191,2	13:26'52.729
3	27.128	24.566	28.628	23.019	1'43.341	199,6	13:28'36.070
4	27.049	24.381	28.631	22.715	1'42.776	199,3	13:30'18.846
5	27.118	24.524	28.621	34.028	1'54.291P	200,4	13:32'13.137
6	2'46.382	27.714	33.473	22.843	4'10.412P	162,7	13:36'23.549
7	26.480	24.138	28.202	22.443	1'41.263	200,0	13:38'04.812
8	26.579	24.189	28.340	22.852	1'41.960	199,6	13:39'46.772
9	27.276	26.513	31.500	35.076	2'00.365P	189,5	13:41'47.137
10	3'01.903	24.536	30.264	22.673	4'19.376P	197,4	13:46'06.513
11	26.680	24.271	28.796	22.744	1'42.491	200,0	13:47'49.004
12	26.842	28.069	31.861			185,2	

9 M. POLONI (1'40.968)							
Lap	Seg.1	Seg.2	Seg.3	Seg.4	Lap Time	km/h	Local Time
1							

24 A. CITERA (1'46.561)							
Lap	Seg.1	Seg.2	Seg.3	Seg.4	Lap Time	km/h	Local Time
1							

03/05/2024

P = Pits In/Out - C = Lap Time Cancelled


ACI Racing Weekend Misano, 4-5 Maggio 2024
TCR Italy - Analisi Tempi Prove Libere 2

Misano Circuit Sic 58 4.226 m

2 / 6

2	56.859	30.302	35.661	27.236	2'30.058P	183,4	13:23'59.225	3	27.155	24.568	29.506	22.910	1'44.139	196,7	13:26'04.309
3	29.410	26.056	31.898	24.844	1'52.208	195,3	13:25'51.433	4	27.167	24.571	28.944	33.150	1'53.832P	198,5	13:27'58.141
4	28.969	25.519	30.795	1'42.831	3'08.114P	195,3	13:28'59.547	5	1'55.556	28.087	29.246	22.945	3'15.834P	198,2	13:31'13.975
5	44.224	27.169	32.233	25.306	2'08.932P	190,8	13:31'08.479	6	26.573	24.483	28.945	22.643	1'42.644	198,5	13:32'56.619
6	27.970	25.130	30.253	24.105	1'47.458	196,0	13:32'55.937	7	27.127	24.482	33.021	25.792	1'50.422	198,2	13:34'47.041
7	28.683	24.953	30.226	23.841	1'47.703	197,1	13:34'43.640	8	27.086	24.665	29.762	25.144	1'46.657	198,2	13:36'33.698
8	27.900	25.002	29.888	23.771	1'46.561	196,0	13:36'30.201	9	26.831	24.327	28.902	23.028	1'43.088	197,8	13:38'16.786
9	27.994	24.903	30.027	3'24.057	4'46.981P	195,3	13:41'17.182	10	28.593	24.647	29.160	36.727	1'59.127P	197,1	13:40'15.913
10	45.132	25.808	30.424	23.759	2'05.123P	197,8	13:43'22.305	11	1'51.579	30.948	31.567	23.671	3'17.765P	180,3	13:43'33.678
11	28.315	25.821	29.938	23.556	1'47.630	197,1	13:45'09.935	12	26.733	24.249	28.704	22.407	1'42.093	197,1	13:45'15.771
12	28.479	25.074	30.180	24.071	1'47.804	197,1	13:46'57.739	13	27.020	27.105	33.464			160,5	
13	28.738	25.491	29.608	23.874	1'47.711	196,4	13:48'45.450								
14	28.049	25.265	32.239			177,0									

67 M. PELLEGRINI (1'43.373)

Lap	Seg.1	Seg.2	Seg.3	Seg.4	Lap Time	km/h	Local Time
1							
2	52.943	39.466	37.923	3'04.239	5'14.571P	158,4	13:25'57.147
3	49.062	29.676	30.556	24.070	2'13.364CP	190,8	13:28'10.511
4	27.068	24.362	28.865	22.597	1'42.892C	197,1	13:29'53.403
5	26.825	24.404	28.900	24.559	1'44.688	198,9	13:31'38.091
6	26.937	24.487	28.802	23.147	1'43.373	200,0	13:33'21.464
7	27.401	24.553	28.930	22.784	1'43.668C	198,9	13:35'05.132
8	27.314	24.658	29.009	22.961	1'43.942C	198,9	13:36'49.074
9	28.752	29.736	29.973	22.995	1'51.456C	198,9	13:38'40.530
10	27.579	24.789	29.533	1'59.210	3'21.111P	198,5	13:42'01.641
11	51.812	25.258	29.345	23.080	2'09.495P	199,3	13:44'11.136
12	27.900	24.614	29.282	23.156	1'44.952	197,8	13:45'56.088
13	27.487	24.911	29.441	23.928	1'45.767	198,9	13:47'41.855
14	27.405	26.241	29.324	23.169	1'46.139	199,3	13:49'27.994
15	27.753	30.065	34.200			151,9	

27 R. VOLT (1'42.417)

Lap	Seg.1	Seg.2	Seg.3	Seg.4	Lap Time	km/h	Local Time
1		28.111	34.138	41.310		172,2	
2	1'52.084	26.360	31.459	25.842	3'15.745P	191,2	13:26'04.034
3	26.820	24.456	28.482	22.659	1'42.417	200,0	13:27'46.451
4	26.770	24.649	28.622	22.791	1'42.832	198,9	13:29'29.283
5	27.214	24.889	29.150	34.684	1'55.937P	199,3	13:31'25.220
6	7'52.696	26.713	29.983	34.693	9'24.085CP	195,7	13:40'49.305
7	2'40.846	26.749	28.970	22.716	3'59.281CP	197,4	13:44'48.586
8	27.018	31.414	32.024			190,1	

38 F. BARBERI (1'42.591)

Lap	Seg.1	Seg.2	Seg.3	Seg.4	Lap Time	km/h	Local Time
1		30.045	31.240	24.463		193,9	
2	27.775	25.181	29.955	36.465	1'59.376P	195,3	13:24'17.087
3	2'03.915	25.557	29.200	22.670	3'21.342P	202,6	13:27'38.429
4	27.003	24.518	29.235	22.835	1'43.591	201,9	13:29'22.020
5	27.689	24.915	28.843	23.250	1'44.697	201,1	13:31'06.717
6	27.311	24.460	28.585	22.795	1'43.151	202,2	13:32'49.868
7	27.500	24.493	29.050	23.512	1'44.555	200,4	13:34'34.423
8	27.584	24.778	29.241	23.353	1'44.956	201,5	13:36'19.379
9	28.405	29.265	34.382	24.027	1'56.079	150,8	13:38'15.458
10	32.715	36.305	34.375	38.179	2'21.574P	145,4	13:40'37.032
11	3'17.040	28.219	35.112	24.520	4'44.891P	151,0	13:45'21.923
12	27.272	24.595	28.780	22.831	1'43.478	201,5	13:47'05.401
13	26.917	24.417	28.543	22.714	1'42.591	201,5	13:48'47.992
14	27.163	24.407				202,6	

44 M. IMBERTI (1'41.638)

Lap	Seg.1	Seg.2	Seg.3	Seg.4	Lap Time	km/h	Local Time
1							
2	1'16.933	36.292	47.011	29.986	3'10.222P	119,7	13:23'16.015
3	34.781	34.410	40.895	25.569	2'15.655	111,1	13:25'31.670
4	30.484	29.552	39.923	2'38.712	4'18.671P	153,8	13:29'50.341
5	44.811	27.211	29.644	22.620	2'04.286P	192,5	13:31'54.627
6	26.624	24.112	28.555	22.347	1'41.638	198,2	13:33'36.265
7	26.699	24.121	28.672	22.371	1'41.863	197,4	13:35'18.128
8	26.552	24.255	28.833	22.750	1'42.390	198,2	13:37'00.518
9	26.523	24.212	28.621	22.698	1'42.054	198,2	13:38'42.572
10	28.181	24.422	28.889	22.808	1'44.300	197,4	13:40'26.872
11	27.218	24.610	28.875	22.746	1'43.449C	197,1	13:42'10.321
12	27.095	25.045	28.954	22.814	1'43.908C	197,4	13:43'54.229
13	27.218	24.604	28.819	23.000	1'43.641C	197,1	13:45'37.870
14	27.502	24.685	29.270			197,8	

64 L. LOSONCZY (1'42.093)

Lap	Seg.1	Seg.2	Seg.3	Seg.4	Lap Time	km/h	Local Time
1		28.116	34.191	26.238		173,9	
2	27.865	25.068	29.890	23.651	1'46.474	195,3	13:24'20.170

03/05/2024 P = Pits In/Out - C = Lap Time Cancelled

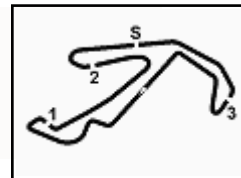
69 T. FOSSATI (1'43.659)

Lap	Seg.1	Seg.2	Seg.3	Seg.4	Lap Time	km/h	Local Time
1							
2	53.361	32.412	35.900	27.324	2'28.997P	180,0	13:23'34.683
3	29.334	26.110	30.824	2'27.973	3'54.241P	182,1	13:27'28.924
4	47.605	24.954	29.200	23.262	2'05.021P	198,2	13:29'33.945
5	27.487	24.548	31.058	23.907	1'47.000	199,6	13:31'20.945
6	27.603	26.067	28.950	22.983	1'45.603	198,2	13:33'06.548
7	26.926	24.755	28.834	23.144	1'43.659	198,2	13:34'50.207
8	27.077	24.726	28.998	25.525	1'46.326	199,3	13:36'36.533
9	27.861	24.814	28.979	1'32.471	2'54.125P	197,8	13:39'30.658
10	44.582	24.707	29.090	23.192	2'01.571P	198,2	13:41'32.229
11	27.600	24.784	28.996	23.928	1'45.308	198,9	13:43'17.537
12	28.840	25.261	29.227	23.278	1'46.606	197,1	13:45'04.143
13	29.216	25.130	30.949			198,2	

72 S. PELATTI (1'43.170)

Lap	Seg.1	Seg.2	Seg.3	Seg.4	Lap Time	km/h	Local Time
1		32.781	42.601	29.878		167,2	
2	31.242	26.713	32.803	39.573	2'10.331P	197,8	13:24'55.248
3	2'17.525	26.423	32.778	23.748	3'40.474P	196,4	13:28'35.722
4	28.528	24.643	30.213	22.973	1'46.357	192,9	13:30'22.079
5	27.312	24.421	29.121	23.057	1'43.911	198,9	13:32'05.990
6	27.223	24.658	29.052	23.260	1'44.193	198,5	13:33'50.183
7	27.442	25.016	29.432	35.579	1'57.469P	198,9	13:35'47.652
8	1'49.086	26.583	30.017	23.370	3'09.056P	198,5	13:38'56.708
9	26.816	24.365	29.194	22.795	1'43.170	200,7	13:40'39.878
10	27.714	27.352	30.051	27.820	1'52.937	200,0	13:42'32.815
11	27.172	24.555	28.929	23.361	1'44.017	200,0	13:44'16.832
12	27.278	24.458	29.261	22.957	1'43.954	198,9	13:46'00.786
13	27.207	24.517	29.356	23.232	1'44.312	198,2	13:47'45.098
14	29.126	26.685	30.105			197,8	




ACI Racing Weekend Misano, 4-5 Maggio 2024
TCR Italy - Analisi Tempi Prove Libere 2

Misano Circuit Sic 58 4.226 m

3 / 6

76 A. LEY (1'41.306)								87 J. PARK (1'40.897)							
Lap	Seg.1	Seg.2	Seg.3	Seg.4	Lap Time	km/h	Local Time	Lap	Seg.1	Seg.2	Seg.3	Seg.4	Lap Time	km/h	Local Time
1		33.719	37.878	39.318		151,9		1		27.526	31.428	36.515		188,2	
2	2'39.631	26.939	32.043	41.816	4'20.429P	175,6	13:27'05.501	2	2'18.627	28.139	31.324	24.100	3'42.190P	187,5	13:26'13.025
3	2'27.503	26.500	30.501	22.704	3'47.208P	169,3	13:30'52.709	3	26.188	23.942	28.342	22.425	1'40.897	198,5	13:27'53.922
4	26.261	24.179	28.479	22.387	1'41.306	198,2	13:32'34.015	4	26.128	24.129	28.272	22.901	1'41.430	199,3	13:29'35.352
5	26.362	24.207	29.656	38.626	1'58.851P	196,7	13:34'32.866	5	28.655	25.017	31.182	38.039	2'02.893P	195,7	13:31'38.245
6	3'02.316	31.290	31.380	22.579	4'27.565P	183,4	13:39'00.431	6	7'55.965	24.707	29.092	23.055	9'12.819P	198,9	13:40'51.064
7	26.565	24.152	28.648	22.776	1'42.141	198,5	13:40'42.572	7	26.196	24.289	28.512	22.957	1'41.954C	198,9	13:42'33.018
8	28.019	28.682	29.247	23.245	1'49.193	197,4	13:42'31.765	8	29.186	25.687	30.400			195,7	
9	26.737	24.610	28.885	47.766	2'07.998P	198,5	13:44'39.763								

77 F. DANOVA (1'43.739)								90 D. BABUIN (1'42.666)								
Lap	Seg.1	Seg.2	Seg.3	Seg.4	Lap Time	km/h	Local Time	Lap	Seg.1	Seg.2	Seg.3	Seg.4	Lap Time	km/h	Local Time	
1		36.330	38.423	28.128		140,1		1		51.662	31.215	32.390	24.616	2'19.883P	189,5	13:22'52.031
2	31.332	31.404	32.526	25.826	2'01.088	184,9	13:24'48.387	2	28.653	26.076	32.154	24.626	1'51.509	193,9	13:24'43.540	
3	28.546	26.632	31.821	37.620	2'04.619P	188,5	13:26'53.006	3	27.745	24.757	29.022	23.140	1'44.664	199,3	13:26'28.204	
4	2'12.768	25.125	29.757	22.777	3'30.427P	193,9	13:30'23.433	4	26.708	24.263	28.755	22.940	1'42.666	199,3	13:28'10.870	
5	27.339	24.526	29.244	22.863	1'43.972	194,6	13:32'07.405	5	27.099	24.319	29.027	23.198	1'43.643	200,0	13:29'54.513	
6	27.259	24.798	29.261	22.845	1'44.163	194,9	13:33'51.568	6	27.344	24.425	28.980	23.291	1'44.040	200,0	13:31'38.553	
7	27.234	24.625	29.228	23.479	1'44.566	196,0	13:35'36.134	7	27.238	24.469	29.005	23.406	1'44.118	200,4	13:33'22.671	
8	27.450	24.595	29.556	22.970	1'44.571	194,6	13:37'20.705	8	28.647	25.042	35.120	2'36.036	4'04.845P	161,7	13:37'27.516	
9	27.296	24.699	30.059	36.120	1'58.174P	192,5	13:39'18.879	9	47.993	26.577	33.666	23.570	2'11.806P	189,8	13:39'39.322	
10	2'42.729	25.955	29.948	23.424	4'02.056P	194,9	13:43'20.935	10	28.502	25.314	29.196	23.091	1'46.103	196,7	13:41'25.425	
11	26.973	24.734	29.693	22.852	1'44.252C	194,2	13:45'05.187	11	27.304	24.707	29.024	23.111	1'44.146	199,6	13:43'09.571	
12	26.918	24.523	28.855	22.743	1'43.039C	194,9	13:46'48.226	12	27.358	24.394	30.025	2'42.693	4'04.470P	199,6	13:47'14.041	
13	27.058	24.800	29.060	22.821	1'43.739	193,2	13:48'31.965	13	42.689	24.579	29.000	23.107	1'59.375P	199,3	13:49'13.416	
14	27.080	24.591	29.283	23.090	1'44.044	194,2	13:50'16.009	14	27.686	24.623	29.465	23.485	1'45.259	198,9	13:50'58.675	

81 D. REDUZZI (1'42.758)								91 L. MARTINEZ (1'43.356)							
Lap	Seg.1	Seg.2	Seg.3	Seg.4	Lap Time	km/h	Local Time	Lap	Seg.1	Seg.2	Seg.3	Seg.4	Lap Time	km/h	Local Time
1		28.250	36.744	27.196		171,2		1							
2	30.231	26.713	30.648	23.849	1'51.441	194,9	13:24'34.512	2	49.333	27.376			2'13.974P	193,2	13:22'51.367
3	27.099	24.568	28.867	23.176	1'43.710	197,8	13:26'18.222	3	28.905	28.185			5'58.510P	193,2	13:28'49.877
4	28.290	26.694	29.615	23.343	1'47.942	196,4	13:28'06.164	4	51.022	25.873			2'09.796P	197,8	13:30'59.673
5	27.220	24.914	29.205	22.966	1'44.305C	197,1	13:29'50.469	5	28.391	24.780			1'46.300	199,3	13:32'45.973
6	27.090	24.604	29.487	44.880	2'06.061CP	197,1	13:31'56.530	6	27.097	24.704			1'43.356	199,6	13:34'29.329
7	3'18.604	25.076	30.185	24.337	4'38.202P	198,5	13:36'34.732	7	26.780	24.365			1'43.237C	199,3	13:36'12.566
8	27.483	24.746	28.886	22.997	1'44.112	198,2	13:38'18.844	8	27.781	24.668			1'44.463C	198,5	13:37'57.029
9	27.658	24.594	29.089	39.416	2'00.757P	198,5	13:40'19.601	9	27.082	24.368	29.026	23.274	1'43.750	199,3	13:39'40.779
10	2'24.007	29.431	30.111	43.343	4'06.892P	197,4	13:44'26.493	10	29.444	26.719			4'26.718P	198,5	13:44'07.497
11	26.980	24.261	28.790	22.727	1'42.758	197,8	13:46'09.251	11	43.075	25.337			2'00.817P	198,9	13:46'08.314
12	26.912	24.277	28.995	23.061	1'43.245C	197,1	13:47'52.496	12	28.729	25.192			1'46.397	198,9	13:47'54.711
13	32.008	26.655	29.315	23.844	1'51.822	198,5	13:49'44.318	13	28.330	24.750				199,6	
14	26.855	24.441	29.272			197,8									

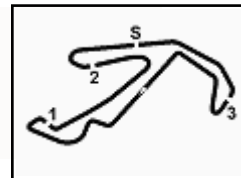
82 J. CIMENES (1'42.458)								97 J. PARK (1'41.495)							
Lap	Seg.1	Seg.2	Seg.3	Seg.4	Lap Time	km/h	Local Time	Lap	Seg.1	Seg.2	Seg.3	Seg.4	Lap Time	km/h	Local Time
1		35.769	38.236	28.717		143,0		1		32.317	35.702	24.912		163,1	
2	30.723	31.987	32.490	47.004	2'22.204P	182,1	13:25'08.764	2	29.199	25.549	30.156	36.077	2'00.981P	192,2	13:24'30.563
3	2'09.729	26.657	29.591	22.929	3'28.906P	197,1	13:28'37.670	3	2'33.416	27.418	31.001	25.090	3'56.925P	192,2	13:28'27.488
4	27.114	24.432	29.135	22.501	1'43.182	198,2	13:30'20.852	4	29.437	25.227	30.137	22.652	1'47.453	196,0	13:30'14.941
5	26.705	24.395	28.632	22.726	1'42.458	200,0	13:32'03.310	5	26.556	24.024	28.502	22.413	1'41.495	198,9	13:31'56.436
6	26.810	24.405	28.726	22.622	1'42.563	199,3	13:33'45.873	6	26.380	24.161	28.604	22.483	1'41.628	199,3	13:33'38.064
7	26.849	24.393	28.860	22.731	1'42.833	198,5	13:35'28.706	7	29.853	27.703	32.413	34.218	2'04.187P	193,9	13:35'42.251
8	26.992	24.528	28.982	22.723	1'43.225	198,5	13:37'11.931	8	4'39.707	25.619	29.627	25.348	6'00.301P	196,4	13:41'42.552
9	27.121	24.570	29.002	22.772	1'43.465	197,4	13:38'55.396	9	26.571	24.074	28.745	22.285	1'41.675	198,2	13:43'24.227
10	27.141	24.610	29.196	22.889	1'43.836	198,9	13:40'39.232	10	26.692	24.741	28.762	23.382	1'43.577C	197,8	13:45'07.804
11	27.623	24.779	29.015	32.538	1'53.955CP	198,9	13:42'33.187	11	28.635	29.997	32.114			183,4	
12	3'49.298	25.080	29.118	24.807	5'08.303P	198,5	13:47'41.490								
13	26.821	24.528	28.706	22.601	1'42.656	198,5	13:49'24.146								
14	26.848	24.630	29.003	22.674	1'43.155	198,2	13:51'07.301								

102 G. FANTILLI (1'48.532)							
Lap	Seg.1	Seg.2	Seg.3	Seg.4	Lap Time	km/h	Local Time
1							

03/05/2024

P = Pits In/Out - C = Lap Time Cancelled




ACI Racing Weekend Misano, 4-5 Maggio 2024
TCR Italy - Analisi Tempi Prove Libere 2

Misano Circuit Sic 58.4.226 m

4 / 6

2	58.383	28.720	32.861	25.424	2'25.388P	194,2	13:23'52.025
3	29.725	26.306	30.841	24.653	1'51.525	197,1	13:25'43.550
4	28.552	25.579	30.437	23.964	1'48.532	197,4	13:27'32.082
5	28.375	25.701	30.401	23.969	1'48.446C	197,8	13:29'20.528
6	28.840	27.018	47.873	46.612	2'30.343P	112,2	13:31'50.871
7	52.148	27.042	30.658	24.122	2'13.970P	197,8	13:34'04.841
8	28.404	25.756			3'17.633P	196,7	13:37'22.474
9	52.326	29.563	30.555	24.002	2'16.446P	196,0	13:39'38.920
10	28.151	25.859	30.681	23.948	1'48.639C	197,4	13:41'27.559
11	28.545	25.796	30.439	24.341	1'49.121	195,3	13:43'16.680
12	28.838	26.602	31.006	24.571	1'51.017	198,2	13:45'07.697
13	29.376	25.716	30.395	24.191	1'49.678	196,4	13:46'57.375
14	28.466	25.775	30.533	24.755	1'49.529	198,2	13:48'46.904
15	28.890	25.797	35.414	24.676	1'54.777	169,0	13:50'41.681

119 P. PALANTI (1'46.338)							
Lap	Seg.1	Seg.2	Seg.3	Seg.4	Lap Time	km/h	Local Time
1		31.998	39.348	30.170		147,1	
2	34.848	29.402	37.838	25.968	2'08.056	148,8	13:24'40.985
3	33.019	27.499	35.870	43.554	2'19.942P	165,6	13:27'00.927
4	3'53.348	28.660	31.088	24.676	5'17.772P	189,5	13:32'18.699
5	28.221	25.310	30.260	23.582	1'47.373	190,5	13:34'06.072
6	27.778	26.783	37.583	25.403	1'57.547	154,1	13:36'03.619
7	27.997	25.122	29.974	23.245	1'46.338	190,1	13:37'49.957
8	27.802	25.370	30.405	23.863	1'47.440	189,8	13:39'37.397
9	27.884	25.344	29.844	23.642	1'46.714	191,2	13:41'24.111
10	27.922	25.619	30.105	23.804	1'47.450	191,8	13:43'11.561
11	27.953	25.117	30.536	24.185	1'47.791	190,8	13:44'59.352
12	30.261	27.657	33.949	24.149	1'56.016	184,3	13:46'55.368
13	27.919	25.445	29.900	23.621	1'46.885		13:48'42.253
14	28.233	25.708	29.737	23.516	1'47.194	191,8	13:50'29.447

105 F. BAGNOLI (1'48.704)							
Lap	Seg.1	Seg.2	Seg.3	Seg.4	Lap Time	km/h	Local Time
1		32.785	42.080	27.892		141,2	
2	31.239	27.339	32.523	27.034	1'58.135	187,2	13:24'43.488
3	29.074	26.284	30.448	24.161	1'49.967	187,5	13:26'33.455
4	28.330	26.023	30.595	36.348	2'01.296P	186,2	13:28'34.751
5	1'48.660	28.353	33.028	24.757	3'14.798P	185,6	13:31'49.549
6	28.431	29.762	31.221	24.616	1'54.030	186,2	13:33'43.579
7	30.194	27.086	30.512	24.472	1'52.264	186,9	13:35'35.843
8	29.340	26.101	30.687	24.170	1'50.298	186,9	13:37'26.141
9	28.477	25.763	30.378	24.086	1'48.704	186,5	13:39'14.845
10	28.560	26.163	30.482	23.908	1'49.113	187,2	13:41'03.958
11	28.617	25.975	35.373	36.371	2'06.336P	162,2	13:43'10.294
12	2'13.647	27.218	31.226	24.363	3'36.454P	185,6	13:46'46.748
13	29.723	26.045	30.577	24.085	1'50.430	186,2	13:48'37.178
14	28.806	26.241	30.586	24.403	1'50.036	186,2	13:50'27.214

123 F. ANTONELLO (1'46.637)							
Lap	Seg.1	Seg.2	Seg.3	Seg.4	Lap Time	km/h	Local Time
1							
2	56.948	33.975	34.652	26.930	2'32.505P	181,8	13:23'29.700
3	31.363	26.987	31.918	26.937	1'57.205	187,5	13:25'26.905
4	29.373	27.708	30.746	24.104	1'51.931	190,8	13:27'18.836
5	29.132	26.050	30.615	26.766	1'52.563	190,8	13:29'11.399
6	29.141	26.831	30.537	23.987	1'50.496	190,8	13:31'01.895
7	28.037	25.254	30.163	23.473	1'46.927	191,8	13:32'48.822
8	30.210	27.282	37.567	1'55.286	3'30.345P	155,0	13:36'19.167
9	49.770	26.388	30.588	23.510	2'10.256P	190,8	13:38'29.423
10	28.014	25.281	30.064	23.295	1'46.654	191,2	13:40'16.077
11	27.593	25.184	30.011	23.849	1'46.637	190,8	13:42'02.714
12	27.709	25.228	30.224	23.482	1'46.643	190,5	13:43'49.357
13	28.353	25.109	30.151	23.609	1'47.222	189,8	13:45'36.579
14	29.259	25.355	30.260	23.443	1'48.317	191,5	13:47'24.896
15	28.063	25.164	30.378	23.541	1'47.146	190,5	13:49'12.042
16	29.546	25.630	30.475			190,8	

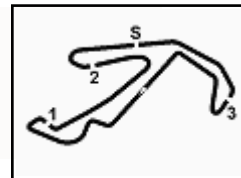
107 A. MARINO (1'48.757)							
Lap	Seg.1	Seg.2	Seg.3	Seg.4	Lap Time	km/h	Local Time
1		30.463	37.709	44.299		142,7	
2	2'49.013	28.396	32.191	25.618	4'15.218P	180,9	13:27'17.771
3	29.281	26.064	32.279	25.242	1'52.866	175,9	13:29'10.637
4	28.647	25.579	30.525	24.006	1'48.757	192,2	13:30'59.394
5	32.699	28.968	32.384	39.536	2'13.587P	185,9	13:33'12.981
6	2'09.706	26.954	31.658	25.448	3'33.766P	192,2	13:36'46.747
7	31.247	29.337	32.083	25.198	1'57.865	192,2	13:38'44.612
8	29.138	25.814	30.559	23.938	1'49.449	192,5	13:40'34.061
9	29.213	26.057	30.324	23.725	1'49.319	192,9	13:42'23.380
10	29.129	25.901	30.473	23.866	1'49.369	191,8	13:44'12.749
11	28.819	26.378	32.574	39.065	2'06.836P	185,9	13:46'19.585
12	2'26.972	26.592	31.393	24.106	3'49.063P	190,8	13:50'08.648

129 E. DAMANTE (1'48.135)							
Lap	Seg.1	Seg.2	Seg.3	Seg.4	Lap Time	km/h	Local Time
1							
2	56.224	32.810	38.509	29.828	2'37.371P	150,0	13:24'00.403
3	31.382	26.904	31.468	25.902	1'55.656	192,5	13:25'56.059
4	29.616	26.350	30.505	27.691	1'54.162	192,5	13:27'50.221
5	28.693	27.872	30.649	24.378	1'51.592	191,2	13:29'41.813
6	28.492	25.810	30.469	24.245	1'49.016	191,8	13:31'30.829
7	32.047	29.546	33.126	2'01.025	3'35.744P	188,2	13:35'06.573
8	50.999	27.567	38.278	25.234	2'22.078P	142,7	13:37'28.651
9	28.399	28.358	30.799	24.202	1'51.758	191,5	13:39'20.409
10	28.352	25.619	30.213	24.256	1'48.440	192,5	13:41'08.849
11	28.116	25.604	30.720	23.695	1'48.135	192,2	13:42'56.984
12	30.147	29.416	40.919	24.146	2'04.628	135,8	13:45'01.612
13	39.175	30.834	34.928			167,7	

111 M. ROCCADELLI (1'46.259)							
Lap	Seg.1	Seg.2	Seg.3	Seg.4	Lap Time	km/h	Local Time
1							
2	54.916	30.868	36.187	27.469	2'29.440P	182,1	13:23'22.492
3	32.870	28.231	31.903	25.214	1'58.218	192,9	13:25'20.710
4	29.351	26.003	30.238	23.779	1'49.371	194,9	13:27'10.081
5	27.798	25.051	29.957	23.453	1'46.259	192,5	13:28'56.340
6	27.759	25.325	30.146	23.448	1'46.678	194,2	13:30'43.018
7	27.656	25.050	29.832	23.524	1'46.062C	193,2	13:32'29.080
8	27.637	25.430	30.139	4'51.138	6'14.344P	193,5	13:38'43.424
9	49.427	25.501	30.823	23.731	2'09.482P	184,9	13:40'52.906
10	27.608	25.204	30.575	23.605	1'46.992	192,9	13:42'39.898
11	27.715	25.124	29.608	24.653	1'47.100	193,5	13:44'26.998
12	27.856	25.095	29.709	23.297	1'45.957C	193,5	13:46'12.955
13	27.724	25.262	31.508	23.658	1'48.152C	189,5	13:48'01.107
14	27.930	25.497	31.792			191,5	

131 P. SILVESTRINI (1'48.398)							
Lap	Seg.1	Seg.2	Seg.3	Seg.4	Lap Time	km/h	Local Time
1							
2	54.532	31.798	34.109	27.240	2'27.679P	184,9	13:23'46.125
3	30.090	27.274	32.946	26.016	1'56.326	189,8	13:25'42.451
4	28.683	25.687	30.278	23.750	1'48.398	189,1	13:27'30.849
5	28.497	25.644	34.211	24.839	1'53.191	169,8	13:29'24.040
6	28.599	25.747	38.271	7'20.361	8'52.978P	133,7	13:38'17.018
7	45.690	26.049	31.064	24.541	2'07.344CP	189,5	13:40'24.362
8	28.353	25.847	30.571	24.133	1'48.904	191,2	13:42'13.266

03/05/2024 P = Pits In/Out - C = Lap Time Cancelled



ACI Racing Weekend Misano, 4-5 Maggio 2024

TCR Italy - Analisi Tempi Prove Libere 2

Misano Circuit Sic 58.4.226 m

5 / 6

9	28.721	26.235	30.434	24.014	1'49.404	191,2	13:44'02.670
10	28.363	25.807	30.251	24.483	1'48.904	190,1	13:45'51.574
11	28.589	25.735	30.333	27.858	1'52.515	189,5	13:47'44.089
12	28.564	25.798	30.391	23.881	1'48.634	189,8	13:49'32.723
13	28.369	25.877	30.529	27.013	1'51.788	189,8	13:51'24.511

4	51.673	29.208	40.233	27.954	2'29.068P	111,0	13:31'17.613
5	30.289	34.185	30.131	23.885	1'58.490	192,5	13:33'16.103
6	27.844	25.751	29.614	23.377	1'46.586	191,8	13:35'02.689
7	27.481	24.881	29.482	23.380	1'45.224C	192,9	13:36'47.913
8	28.129	25.243	29.658	23.414	1'46.444	191,8	13:38'34.357
9	27.585	25.028	29.889	24.093	1'46.595	192,9	13:40'20.952
10	27.718	25.165	29.763	23.240	1'45.886	191,2	13:42'06.838
11	30.204	27.451	32.894			188,8	

139 L. VERDI (1'46.990)

Lap	Seg.1	Seg.2	Seg.3	Seg.4	Lap Time	km/h	Local Time
1							
2	53.151	38.202	41.067	30.207	2'42.627P	126,2	13:23'17.813
3	37.227	31.917	32.167	24.607	2'05.918	186,9	13:25'23.731
4	28.432	25.819	30.021	23.385	1'47.657	189,5	13:27'11.388
5	27.584	25.480	30.237	23.578	1'46.879C	184,3	13:28'58.267
6	27.688	25.375	29.687	23.428	1'46.178C	191,8	13:30'44.445
7	30.846	26.085	33.406	2'03.648	3'33.985P	154,3	13:34'18.430
8	48.139	27.065	35.928	26.759	2'17.891P	184,0	13:36'36.321
9	28.910	25.928	29.680	23.635	1'48.153	190,1	13:38'24.474
10	28.022	25.346	29.994	23.638	1'47.000C	186,2	13:40'11.474
11	31.195	30.549	31.131	23.609	1'56.484C	190,8	13:42'07.958
12	28.066	25.724	30.641	23.655	1'48.086	171,2	13:43'56.044
13	27.904	25.430	29.881	23.775	1'46.990	191,2	13:45'43.034
14	28.227	25.392	30.336	23.571	1'47.526	191,2	13:47'30.560
15	28.022	25.494	30.137	24.080	1'47.733	190,5	13:49'18.293
16	31.878	29.819	36.518			175,6	

178 A. BERTON (1'47.405)

Lap	Seg.1	Seg.2	Seg.3	Seg.4	Lap Time	km/h	Local Time
1							
2	50.468	33.395	40.000	29.394	2'33.257P	126,2	13:23'19.308
3	30.776	26.565	30.643	24.458	1'52.442C		13:25'11.750
4	28.313	25.580	30.231	24.047	1'48.171		13:26'59.921
5	28.155	25.483	30.109	24.056	1'47.803		13:28'47.724
6	27.952	25.395	30.216	23.965	1'47.528		13:30'35.252
7	28.189	25.720	30.233	23.646	1'47.788		13:32'23.040
8	30.992	30.067	35.104	25.824	2'01.987		13:34'25.027
9	28.232	25.904	30.254	24.736	1'49.126		13:36'14.153
10	28.147	25.398	30.341	23.519	1'47.405		13:38'01.558
11	31.506	29.556	33.525	5'01.319	6'35.906P		13:44'37.464
12	49.939	31.789	32.604	24.270	2'18.602P		13:46'56.066
13	28.261	25.442	30.228	23.557	1'47.488		13:48'43.554
14	28.075	25.609	32.986				

167 A. FAZIOLI (1'47.603)

Lap	Seg.1	Seg.2	Seg.3	Seg.4	Lap Time	km/h	Local Time
1							
2	56.814	32.369	35.946	28.016	2'33.145P	180,3	13:23'34.684
3	30.949	26.780	30.804	24.841	1'53.374	190,1	13:25'28.058
4	28.707	26.606	30.114	24.650	1'50.077	190,5	13:27'18.135
5	29.158	25.915	30.478	23.885	1'49.436	189,1	13:29'07.571
6	28.195	25.689	30.163	23.556	1'47.603	190,5	13:30'55.174
7	28.147	25.367	30.201	24.153	1'47.868	189,8	13:32'43.042
8	28.232	25.537	30.478	2'25.379	3'49.626CP	190,8	13:36'32.668
9	46.407	27.838	31.410	23.948	2'09.603P	187,8	13:38'42.271
10	29.491	29.282	32.317	24.975	1'56.065	175,3	13:40'38.336
11	28.145	25.754	30.766	23.732	1'48.397C	189,8	13:42'26.733
12	28.062	25.525	30.185			192,5	

184 M. LANCELOTTI (1'45.457)

Lap	Seg.1	Seg.2	Seg.3	Seg.4	Lap Time	km/h	Local Time
1							
2	56.918	30.730	36.463	27.491	2'31.602P	178,2	13:23'21.766
3	32.025	27.803	32.610	24.388	1'56.826	183,4	13:25'18.592
4	27.618	25.585	30.099	23.310	1'46.612	190,5	13:27'05.204
5	27.472	25.201	29.588	23.196	1'45.457	189,8	13:28'50.661
6	29.474	32.524	36.593			169,5	

185 A. LISI (1'49.293)

Lap	Seg.1	Seg.2	Seg.3	Seg.4	Lap Time	km/h	Local Time
1							
2	54.793	30.306	33.887	27.526	2'26.512P	172,5	13:23'43.403
3	29.700	26.519	30.723	25.464	1'52.406	191,8	13:25'35.809
4	28.913	26.142	30.685	24.358	1'50.098	190,8	13:27'25.907
5	28.733	25.700	30.553	24.307	1'49.293	190,1	13:29'15.200
6	29.289	26.166	39.549	1'59.174	3'34.178P	129,5	13:32'49.378
7	54.006	31.430	43.797			130,3	

168 A. ARGENTI (1'47.809)

Lap	Seg.1	Seg.2	Seg.3	Seg.4	Lap Time	km/h	Local Time
1							
2	58.634	32.148	36.428	27.367	2'34.577P	184,0	13:23'33.608
3	29.737	26.252	30.545	24.419	1'50.953	191,8	13:25'24.561
4	28.354	26.247	30.120	23.665	1'48.386	191,5	13:27'12.947
5	28.666	29.339	31.605	1'52.885	3'22.495P	189,5	13:30'35.442
6	47.103	27.583	31.104	26.491	2'12.281P	189,5	13:32'47.723
7	28.223	25.420	30.369	23.797	1'47.809	191,5	13:34'35.532
8	29.458	26.427	30.560	1'39.510	3'05.955P	192,9	13:37'41.487
9	46.169	30.246	32.009	25.354	2'13.778P	189,1	13:39'55.265
10	29.892	26.489	31.649	24.129	1'52.159	191,2	13:41'47.424
11	28.510	26.240	30.577	23.832	1'49.159	191,8	13:43'36.583
12	28.097	25.649	29.835	24.498	1'48.079C	192,5	13:45'24.662
13	31.676	29.445	30.372	23.963	1'55.456	192,2	13:47'20.118
14	27.973	25.741	30.271	24.243	1'48.228	191,2	13:49'08.346
15	28.228	25.656	31.749	25.690	1'51.323	174,5	13:50'59.669

191 L. FRANCA (1'45.111)

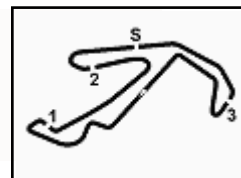
Lap	Seg.1	Seg.2	Seg.3	Seg.4	Lap Time	km/h	Local Time
1							
2	34.821	30.646	39.090	29.220	2'13.777	151,7	13:24'47.641
3	31.792	28.020	33.851	42.321	2'15.984P	177,6	13:27'03.625
4	2'34.271	30.909	40.246	27.601	4'13.027P	111,3	13:31'16.652
5	30.749	33.253	30.023	23.549	1'57.574	190,1	13:33'14.226
6	27.284	25.170	29.735	23.329	1'45.518	190,5	13:34'59.744
7	27.396	25.408	29.436	23.576	1'45.816	191,8	13:36'45.560
8	27.520	25.250	29.640	23.306	1'45.716	191,8	13:38'31.276
9	27.694	25.350	31.761	39.290	2'04.095P	184,0	13:40'35.371
10	3'06.880	27.342	35.907	25.550	4'35.679P	140,4	13:45'11.050
11	28.445	25.908	30.062	25.245	1'49.660	190,8	13:47'00.710
12	27.402	25.067	29.330	23.312	1'45.111	192,5	13:48'45.821
13	28.552	27.850	33.498			174,8	

174 A. ALCIDI (1'45.886)

Lap	Seg.1	Seg.2	Seg.3	Seg.4	Lap Time	km/h	Local Time
1							
2	53.093	30.290	33.855	27.450	2'24.688P	186,9	13:23'45.436
3	30.152	26.959	32.766	3'33.232	5'03.109P	189,8	13:28'48.545

03/05/2024

P = Pits In/Out - C = Lap Time Cancelled

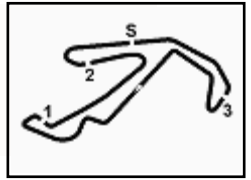


ACI Racing Weekend Misano, 4-5 Maggio 2024

TCR Italy - Analisi Tempi Prove Libere 2

195 P. ALESSI (1'45.800)							
Lap	Seg.1	Seg.2	Seg.3	Seg.4	Lap Time	km/h	Local Time
1							
2	58.302	39.305	40.876	34.846	2'53.329P	123,9	13:23'48.627
3	38.542	34.314	36.664	31.227	2'20.747	182,4	13:26'09.374
4	33.891	32.618	37.684	26.931	2'11.124	189,1	13:28'20.498
5	31.234	32.544	45.843	1'47.957	3'37.578P	166,7	13:31'58.076
6	56.998	27.942	37.991	25.622	2'28.553P	91,4	13:34'26.629
7	27.782	25.199	34.559	46.396	2'13.936	145,9	13:36'40.565
8	27.597	25.370	30.606	24.079	1'47.652	189,1	13:38'28.217
9	27.498	25.156	29.889	23.257	1'45.800	189,5	13:40'14.017
10	27.495	25.582	34.034	1'45.606	3'12.717P	142,5	13:43'26.734
11	43.337	26.220	35.127	23.996	2'08.680P	131,7	13:45'35.414
12	27.727	25.368	29.738	23.391	1'46.224	193,2	13:47'21.638
13	27.752	25.177	30.971	24.691	1'48.591	189,5	13:49'10.229
14	27.490	25.291	29.848	23.461	1'46.090	192,5	13:50'56.319





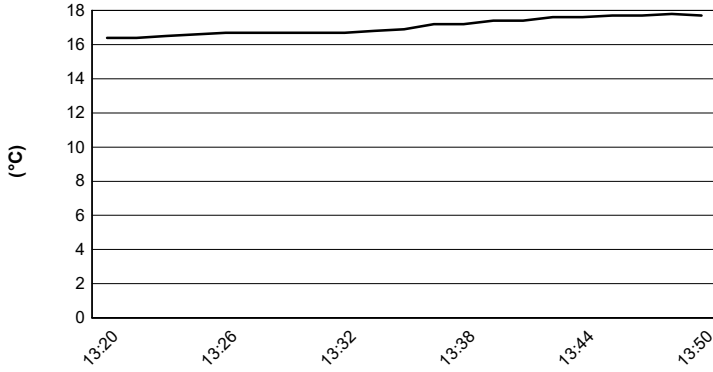
ACI Racing Weekend Misano, 4-5 Maggio 2024

TCR Italy - Meteo Prove Libere 2

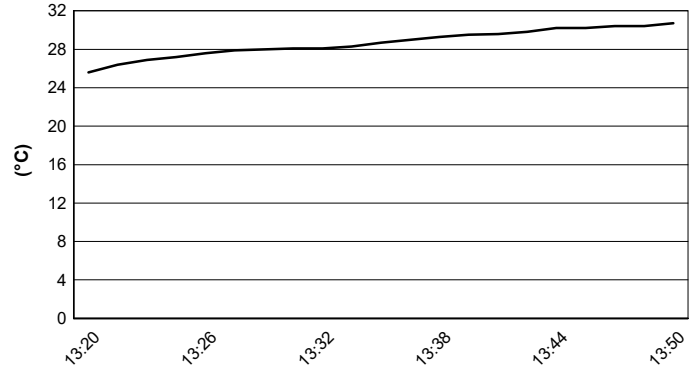
Session started 13:20 - Session ended 13:51

Misano Circuit Sic 58 4.226 m

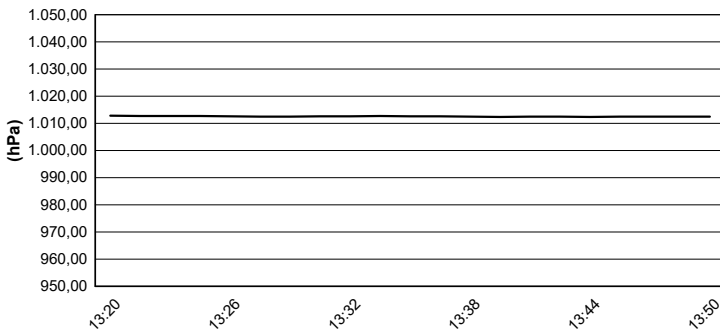
Air Temperature



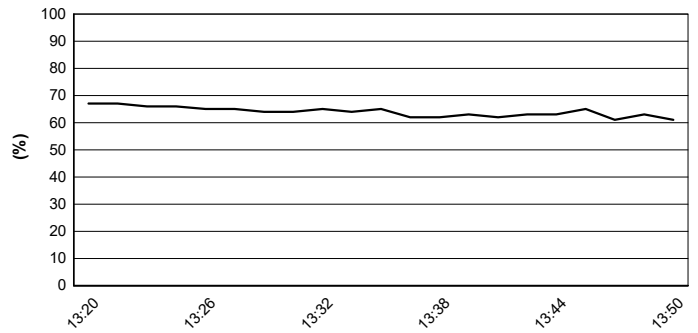
Track Temperature



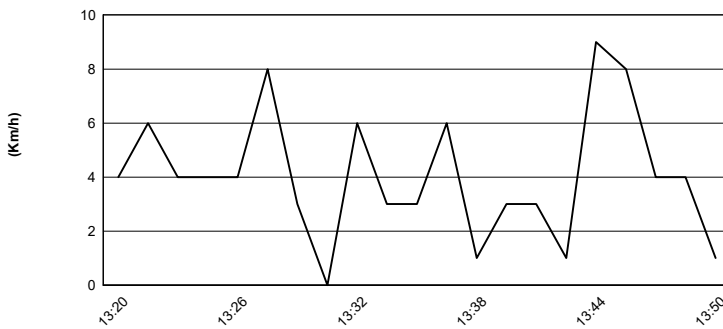
Air Pressure



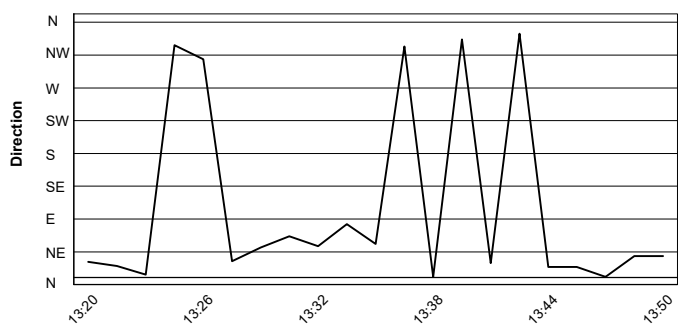
Humidity



Wind Speed



Wind Direction



03/05/2024

